



Vehicle, Infrastructure, and Education-Based Counter Measures

Julie Lee, Vice President & National Director
AARP Driver Safety
December 6, 2012



About AARP

- Non-profit, non-partisan membership organization for people age 50 and older
- Over 37 million members
- Information, resources, and educational programs



Mobility in the U.S.

- America is a suburban nation.
- 88 percent of all trips made by older adults are as drivers or passengers in their personal vehicles.
- Eight in ten boomers say they want to live where they are as long as possible.



Complete Streets

- Streets designed for the safety and comfort of all road users, regardless of age and ability.
- Three principles of Complete Streets:
 - Slow Down
 - Make It Easy
 - Enjoy the View



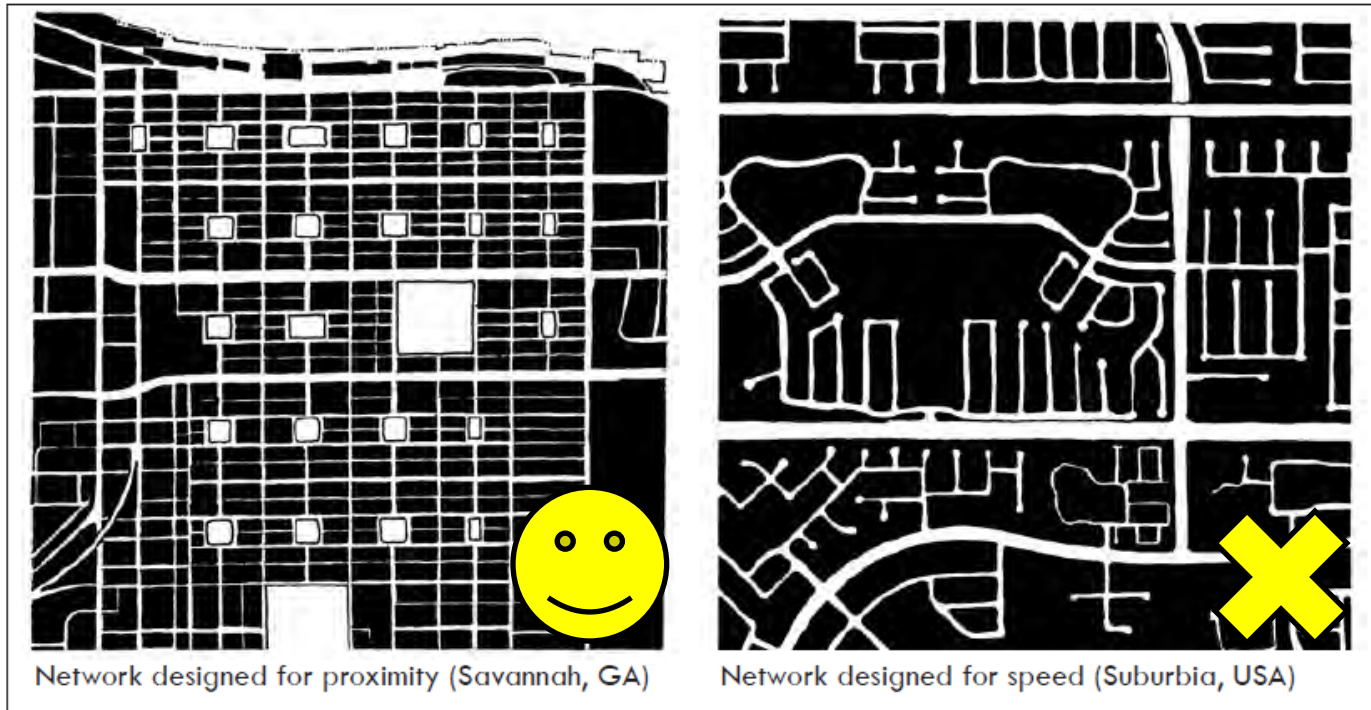
First Principle: Slow Down

- Reduce vehicle speeds in areas where vehicles and pedestrians interact and where older drivers and pedestrians need more time to make decisions and execute changes.
- Examples: Roundabouts, traffic calming measures



Second Principle: Make It Easy

- Make the physical layout of transportation systems easy to navigate for all road users.
- Example: Street networks designed for proximity



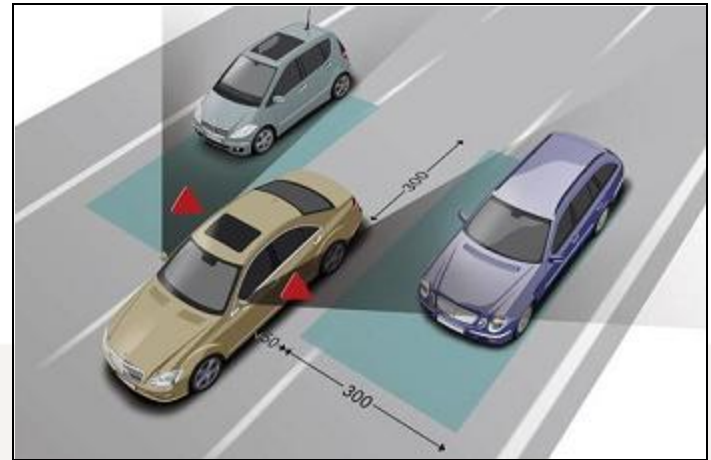
Third Principle: Enjoy the View

- Make it easy for older drivers and pedestrians to notice, read, understand, and respond to visual cues and information.
- Example: Large-sized pedestrian countdown signals; crosswalks painted with zebra stripes



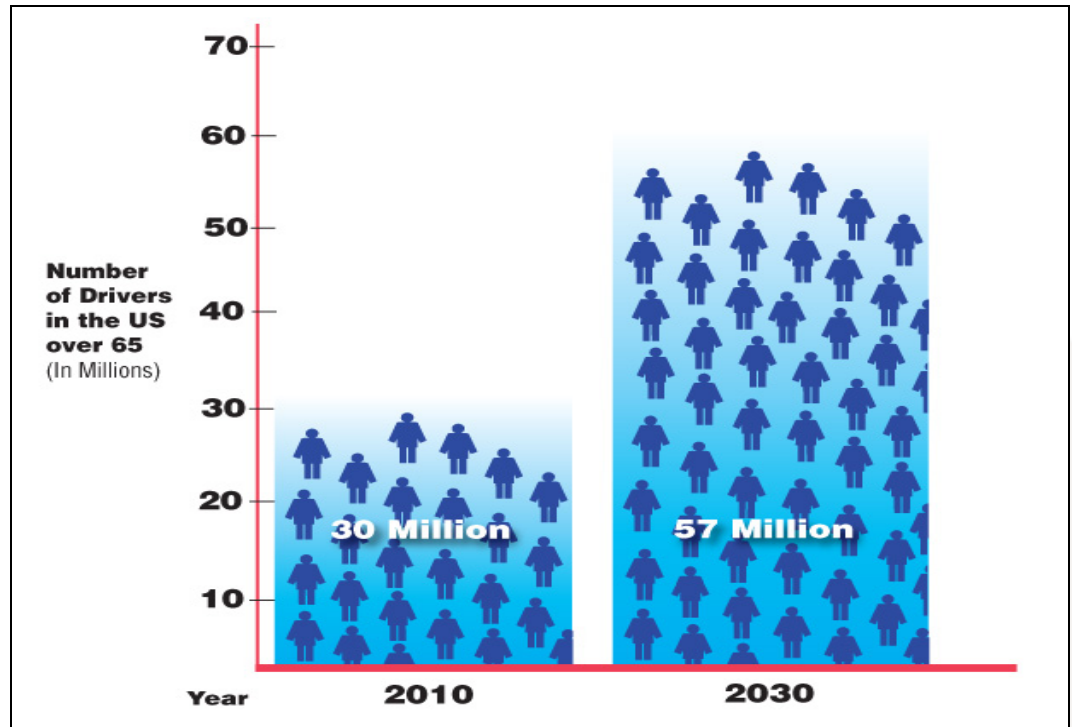
Automobile Technology

- New research from The Hartford and MIT AgeLab reveals top technologies for older drivers.
 - Smart headlights
 - Emergency response systems
 - Blind spot warning systems
 - Assistive parking systems
 - Lane departure warning



Older Driver Safety

- Drivers 65+ are the **fastest growing age group** on the road today.
- The greatest risk for safe driving among older Americans comes from health-related conditions.



AARP Driver Safety

- Classroom course launched in 1979
- Over 14 million participants
- Classroom setting or online
- English or Spanish



AARP Driver Safety Course Details

Key Topics Include:

- The course lasts four, six, or eight hours depending on individual state requirements
- Although designed for drivers 50 and older, the course is open to all licensed drivers
- 100% facilitated by AARP-trained volunteers

Maintaining proper following distance

Changing lanes and turning at intersections

Effects of medication on driving


Dangerous blind spots and distractions

Reaction time and flexibility

Vision and Hearing for driving

**Legislation has been enacted in 36 states and DC mandating multi-year discounts on insurance premiums for completing the course. Additionally, many insurers offer voluntary discounts in other select states.*

Impact on Drivers




97% changed at least one driving behavior

Additionally:

- 89% report they are likely to recommend the course to family and friends
- 83% report they are likely to take the course again

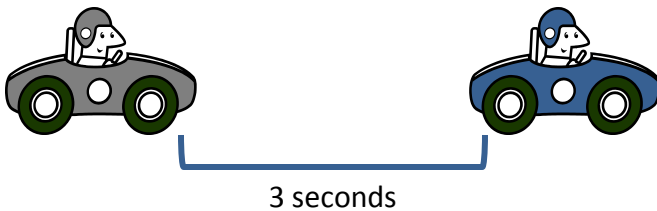
Most common behaviors changed:

1



73% always checking blind spots

2



65% proper following distance and space cushion

- Self-policing behaviors:
 - 7% more limit night driving (to 21%)
 - 8% more limit bad weather driving (to 24%)

AARP Driver Safety Curriculum

- Developing a new, research-based curriculum
- Launch date: January 1, 2014
- National Older Driver Safety Expert Panel
- Eastern Virginia Medical School Research Study



LIFE TOMORROW



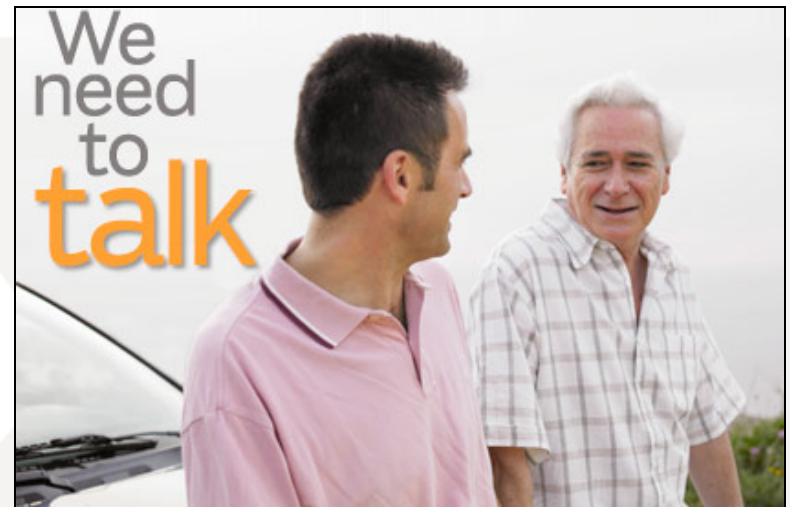
We Need to Talk

- A free, one-hour educational program
- Offered online or in person
- Helps caregivers or those with an older parent or spouse assess their loved one's driving skills and understand how to approach a conversation about hanging up the keys.
- Produced by AARP, based on information created jointly by The Hartford and MIT AgeLab.




We Need to Talk

- Module 1: The Meaning of Driving
- Module 2: Observing Driving Skills
- Module 3: Planning Conversations



We Need to Talk



➤ Warning signs:

- Almost crashing, with frequent "**close calls**"
- Finding **dents and scrapes** on the car, fences, mailboxes, etc.
- Having trouble **seeing or following signals**, road signs, and pavement markings.
- **Misjudging gaps** in traffic at intersections and on highway entrance and exit ramps
- Having a hard time **turning around** to check mirrors or blind spots
- Receiving multiple **traffic tickets** or "warnings" from law enforcement officers

➤ Take the seminar: www.aarp.org/weneedtotalk


CarFit

- A free, in-person educational program
- Sponsored by AARP, AAA, and the American Occupational Therapy Association
- Offers older adults the opportunity to check how well their personal vehicles "fit" them.



CarFit

- Ways technicians help ensure that the driver is properly fitted include:
 - A clear line of sight over the **steering wheel**.
 - Plenty of room between the center of your chest and the **driver side airbag** (center of steering wheel).
 - Properly adjusted **head restraints**.
 - Easy access to **gas and brake pedals**.
 - Properly positioned **side and rearview mirrors**.
- Learn more: www.car-fit.org



Volunteer-Based Programs

- AARP Driver Safety programs are delivered by a nationwide network of over **7,000 dedicated volunteers** in all 50 states, the District of Columbia, Puerto Rico, Guam and the U.S. Virgin Islands.
- Learn more: www.aarp.org/DriverSafetyVolunteers



Learn more:

Visit: www.aarp.org/drive

Call: 1-888-227-7669

Email: JulieLee@aarp.org

Stay connected:



[Facebook.com/aarpdsp](https://www.facebook.com/aarpdsp)



[Twitter.com/aarpdsp](https://twitter.com/aarpdsp)



[YouTube.com/
AARPDriverSafety](https://www.youtube.com/AARPDriverSafety)

