



9th International Conference on **MANAGING PAVEMENT ASSETS (ICMPA9)**

Optimizing Highway Funds by Integrating RWD Data into PMS Decision Making

Curt A. Beckemeyer, P.E.
Douglas A. Steele, P.E.
Applied Research Associates, Inc. (ARA)

Thomas P. Van, P.E.
Federal Highway Administration (FHWA)
Office of Asset Management



Presentation Outline

- **Background**
- **Study Objectives and Purpose**
- **Data Collection**
- **Pavement Management Analysis**
- **Findings**
- **Conclusions**
- **Acknowledgements**

Background

Traditional pavement performance monitoring

- Indices based on surface distress & ride quality

Pavement structural response

- Important indicator of performance

Rolling Wheel Deflectometer (RWD)

- Innovative device that efficiently measures structural response



Study Purpose

- **Evaluate** the potential benefits of integrating RWD data into agency PMS
- **Compare** PM analyses and results performed with and without RWD data
 - Treatment selection
 - Costs
 - Performance



DATA COLLECTION

The RWD

System

- Laser-based system
- 18-kip, single-axle, dual-tire

Operation

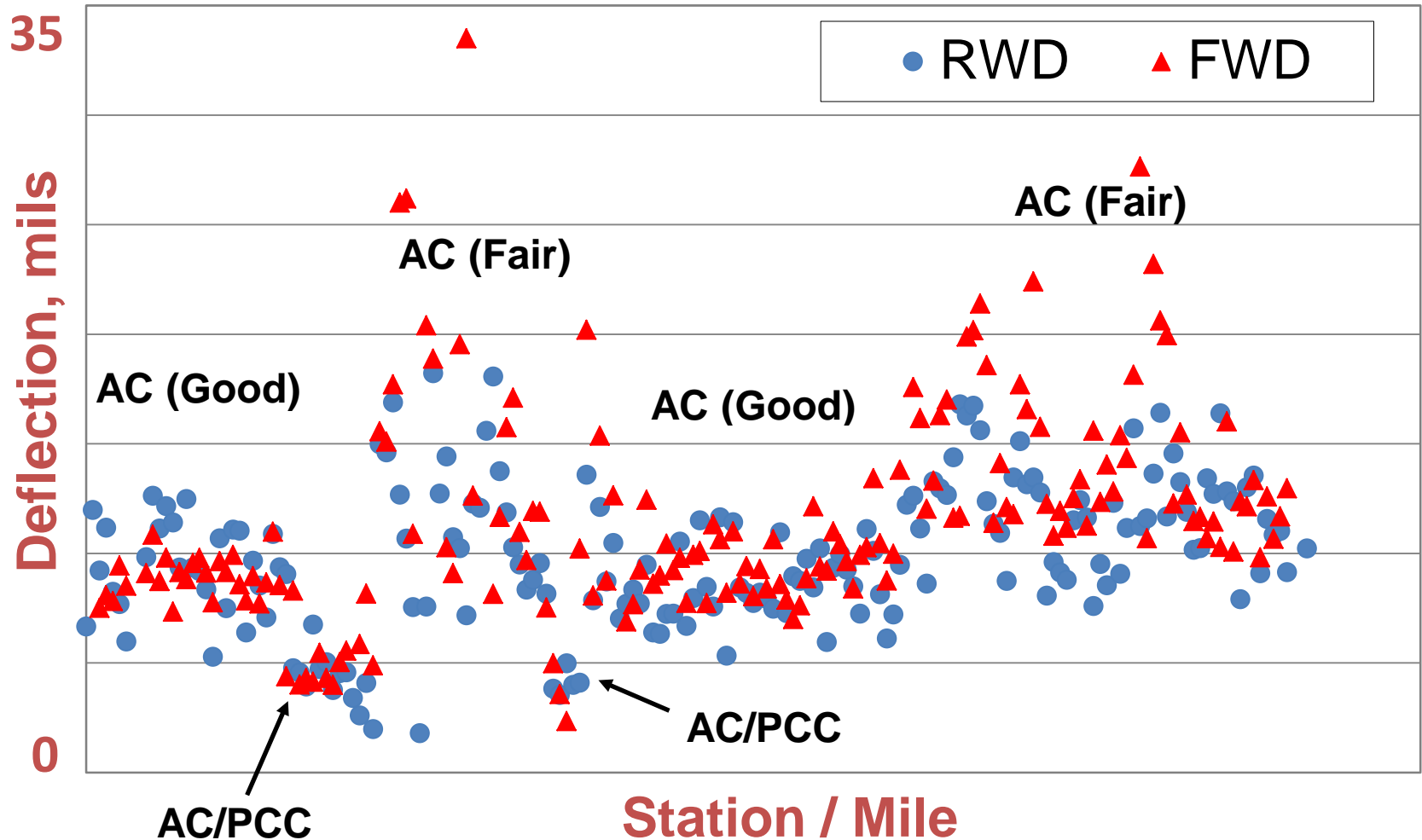
- Operates at posted speeds
- No lane closures

Measurements

- Spatially-coincident method
- Averages deflections over 0.1-mile intervals



Sample Deflection Profile



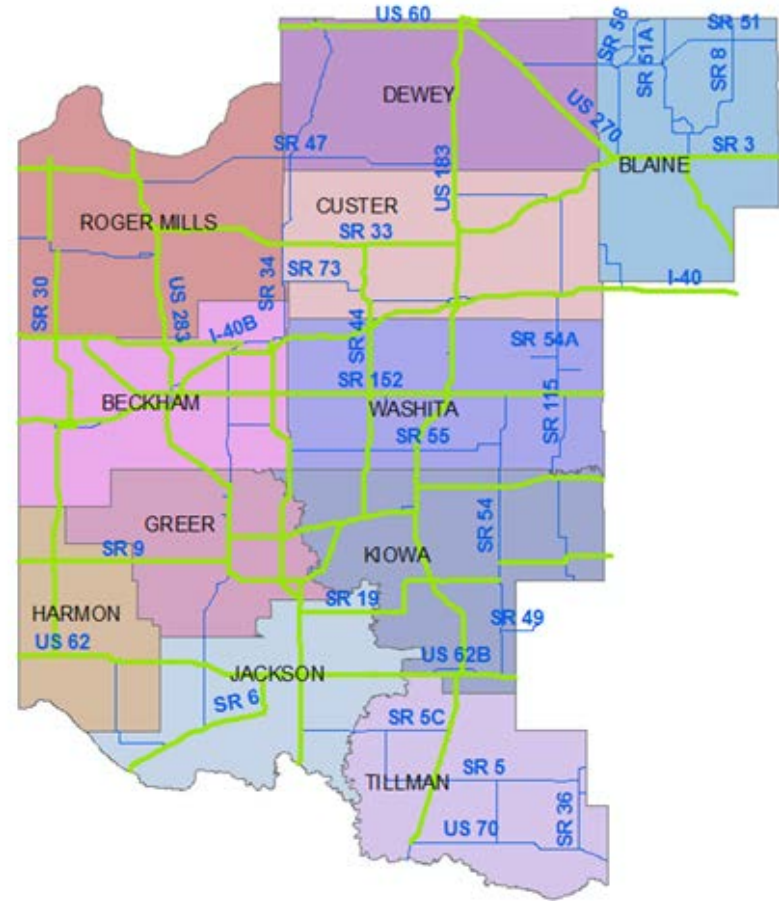
Test Roads

Test Network

- 1,000 lane-miles (ODOT D-5)
- Primarily flexible pavements
- Wide range of functional classifications and traffic

Data Collection

- Continuous data collection
- Averaged data at 0.1-mile intervals
- Testing duration: 4.5 days



Agency PMS Data

Composition / Use

- Pavement age
- Layer types and thicknesses
- Classification, traffic (ADT)

Condition

- Pavement Quality Index (PQI):
 - Ride quality
 - Rutting
 - Distress
- Structural condition
 - FWD data (interstate only)
 - Structural rating (subjective)



Agency PMS Methodology

Software

- Deighton software (dTIMS)

Performance Modeling

- Defined sectioning
- Performance models for each pavement type

Decision Models

- 3 Treatment categories
 - Preservation, rehabilitation, and replacement
- Decision trees
 - PQI, traffic, and structural condition



PMS ANALYSIS

Approach

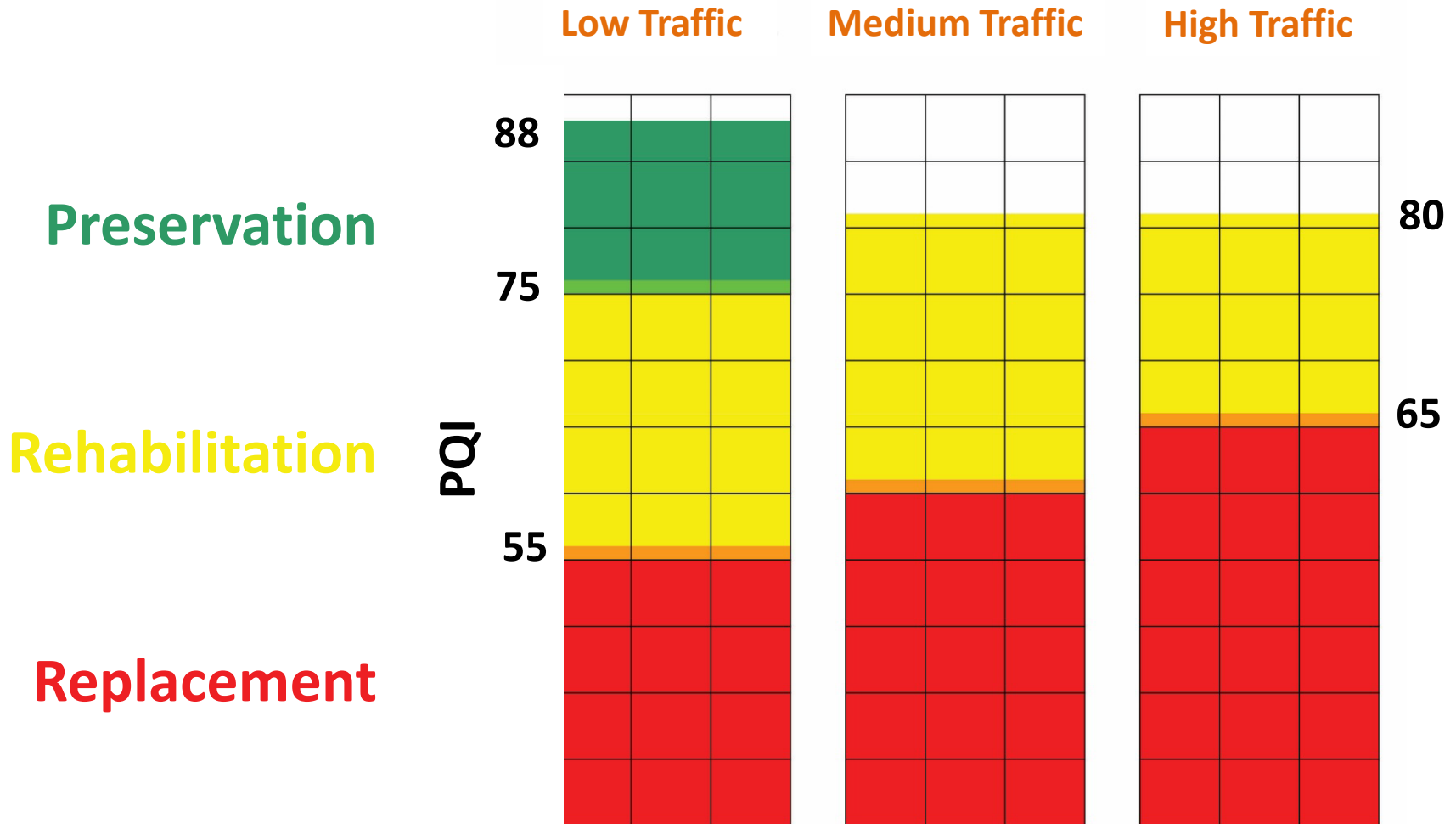
Evaluate multiple M&R treatment strategies

- Base strategy: PQI only
- Two modified strategies: add RWD data

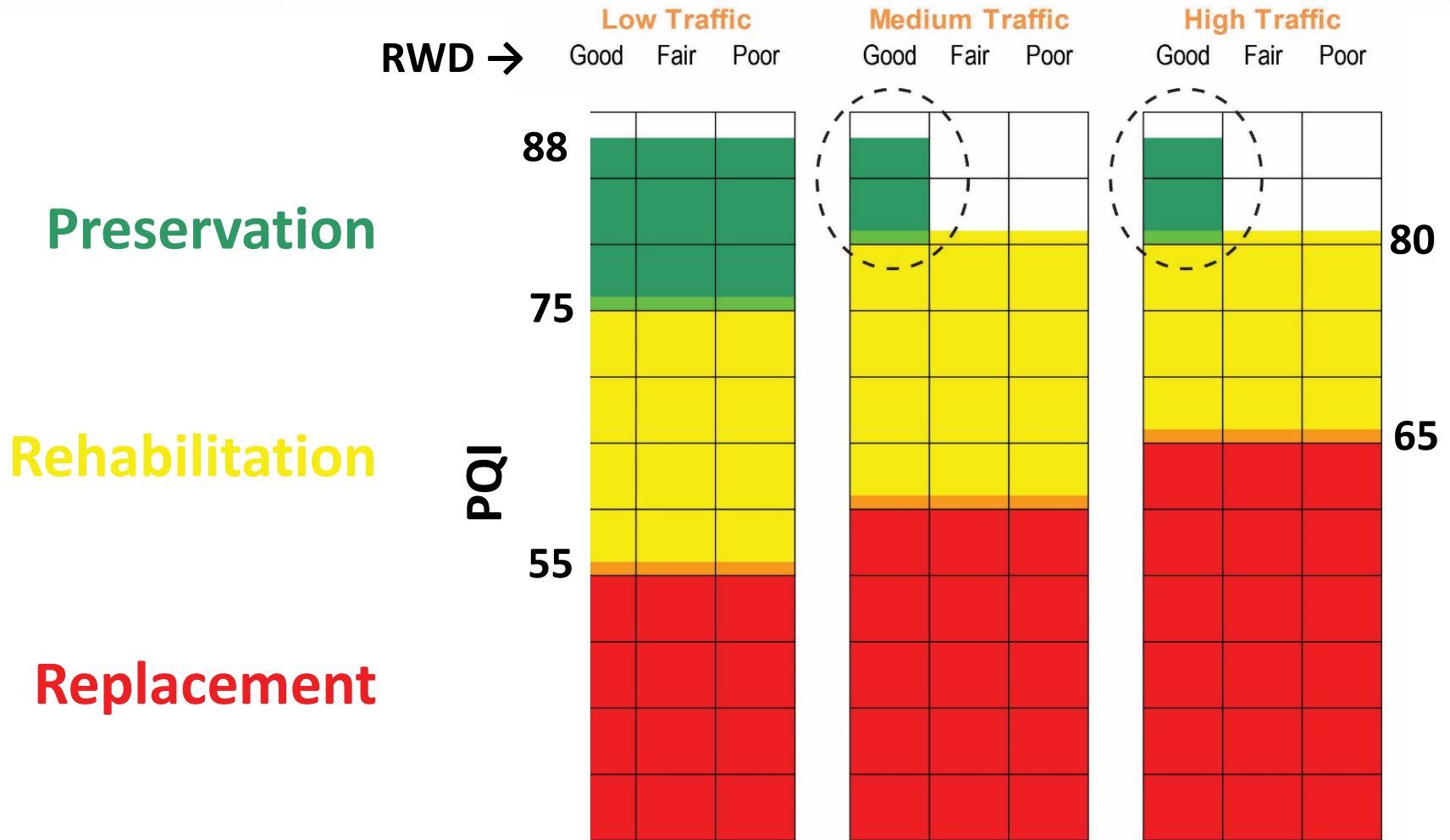
Compare results

- Costs
- Performance (in terms of PQI)

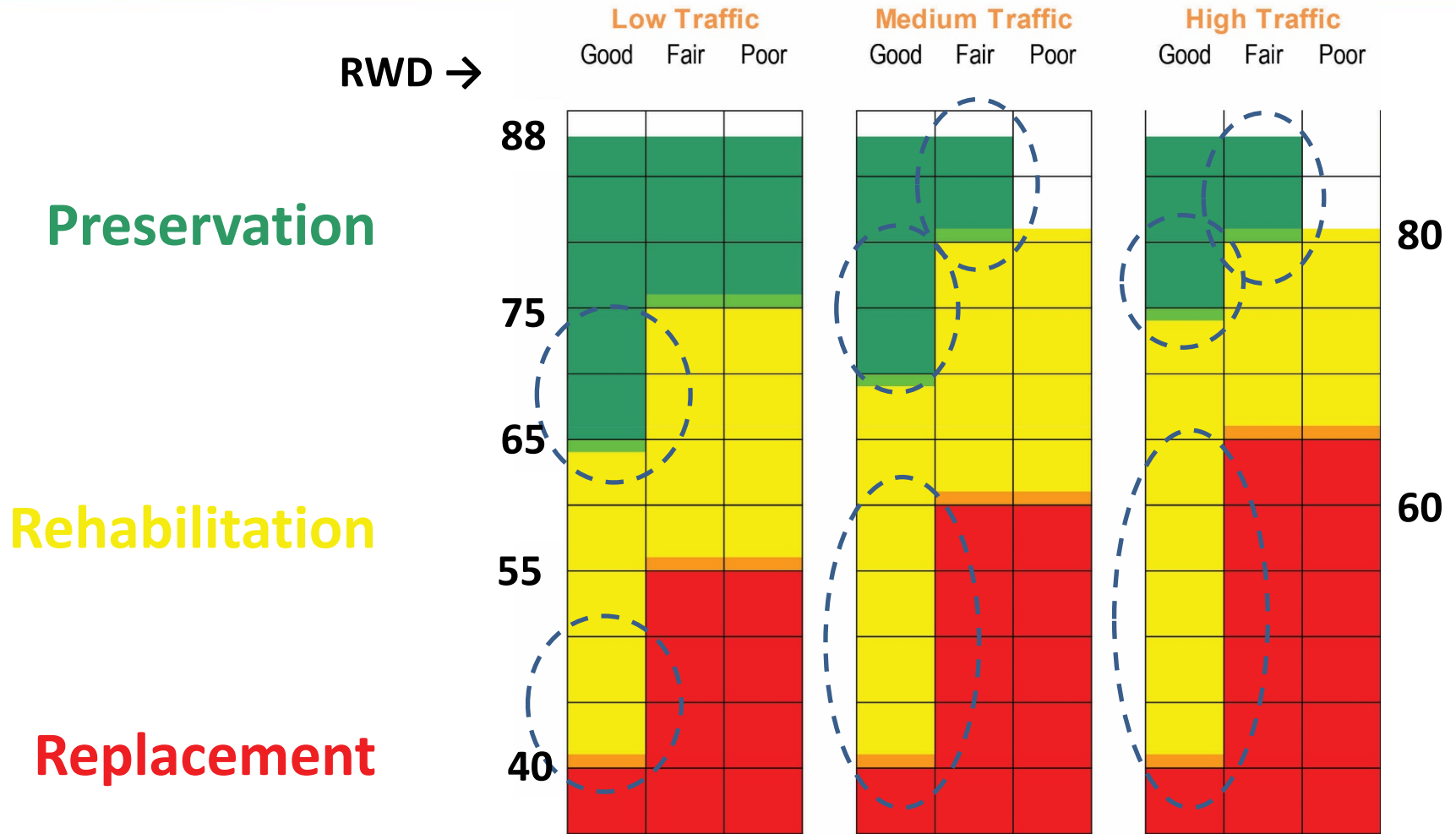
PQI Only – Treatment Matrix



RWD #1 – Treatment Matrix



RWD #2 – Treatment Matrix



Budget Scenarios

Target PQI Analysis

- Target network PQI = 92
- Compare costs of strategies

Unconstrained Funding Analysis

- Unlimited funds
- Select all triggered treatments
- Compare PQI performance and/or costs

FINDINGS

Results

Budget Scenario	Percent change in cost (relative to “PQI Only” base case)		
	PQI Only	RWD Option 1	RWD Option 2
Target PQI = 92	0.0 %	-10.6 %	-11.5 %

Results

Budget Scenario	Percent change in cost (relative to “PQI Only” base case)		
	PQI Only	RWD Option 1	RWD Option 2
Target PQI = 92	0.0 %	-10.6 %	-11.5 %
Unconstrained	0.0 %	-25.4 %	-28.9 %
	PQI = 95	PQI = 96	PQI = 96

Conclusions

RWD allows broader, more reliable use of pavement preservation

- Identifies candidate roads in *GOOD* and *FAIR* structural conditions
- Prevent use on roads in *POOR* structural condition

Cost savings can be significant

- More than 10 percent, in certain cases
- Depends on agency's base case scenario and current road conditions

Acknowledgements

- FHWA Office of Asset Management (sponsor)
 - Specifically, the efforts of Mr. Stephen Gaj and Mr. Thomas Van
- Oklahoma DOT (supporting agency)
 - Specifically, the efforts of Mr. William Dickinson and Ms. Ginger McGovern

Thank You



Curt Beckemeyer • cbeckemeyer@ara.com • +1 217-356-4500